

Ultra-thin Flexible Image Plate
Comfortable Experience

4 sizes of image plates available
Meet different clinical needs

Thickness 0.1mm
Soft, thin and flexible

Reusable, cost saving
Environmental Protection

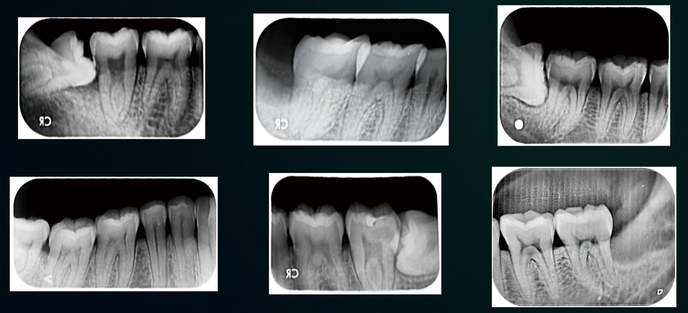

STEPS

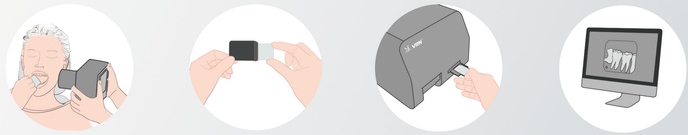

❶ Put the image plate in the patient's mouth shot by a dental X-ray machine

❷ Take the image plate out of the protective bag

❸ Insert the image plate into the EQ-600

❹ Use software to read data and generate images

COMPONENTS AND PACK

① EQ-600 Main Unit
② USB Flash Drive
③ Power Adaptor
④ Power Cord
⑤ USB Cable
⑥ Intraoral Image (0#)
⑦ Intraoral Image (1#)
⑧ Intraoral Image (2#)
⑨ Intraoral Image (3#)
⑩ Protecting Bag (0#)(50pcs)
⑪ Protecting Bag (1#)(50pcs)
⑫ Protecting Bag(2#) (200pcs)
⑬ Protecting Bag (3#)(50pcs)
⑭ Instruction Manua
⑮ QC Certificate

Guilin Veirun Medical Technology Co., Ltd.

Add: D-07 Information Industrial Park, National High-Tech Zone, Guilin Guangxi, P.R.China
Postcode: 541004
Tel.: +86-773-2260519
Email: info@veirun.com
www.veirun.com

Scan to browse VRN's official website

Scan to browse VRN's IG homepage

Scan to browse VRN's FB homepage

VRN

Ultimate Scanner for Dental Imaging

EQ-600

Image Plate Scanner

Guilin Veirun Medical Technology Co., Ltd.

Algorithm fast and accurate

The EQ-600 uses a new high-performance FPGA chip to achieve nanosecond-level dental image data acquisition and processing based on FPGA technology. Data is interconnected and shared between systems via Gigabit Ethernet, resulting in faster and more precise image processing.

High-speed FPGA Chip

FPGA chips can operate in parallel, like embedding multiple CPUs on a chip. It can perform 10 or 100 times more than a single CPU for faster, smoother, clearer image imaging.

Clear image, tiny details

Up to 65536 grade, 16Bit image gray value film level of grayscale performance. Everywhere is hidden in endless details, making the image expressive.

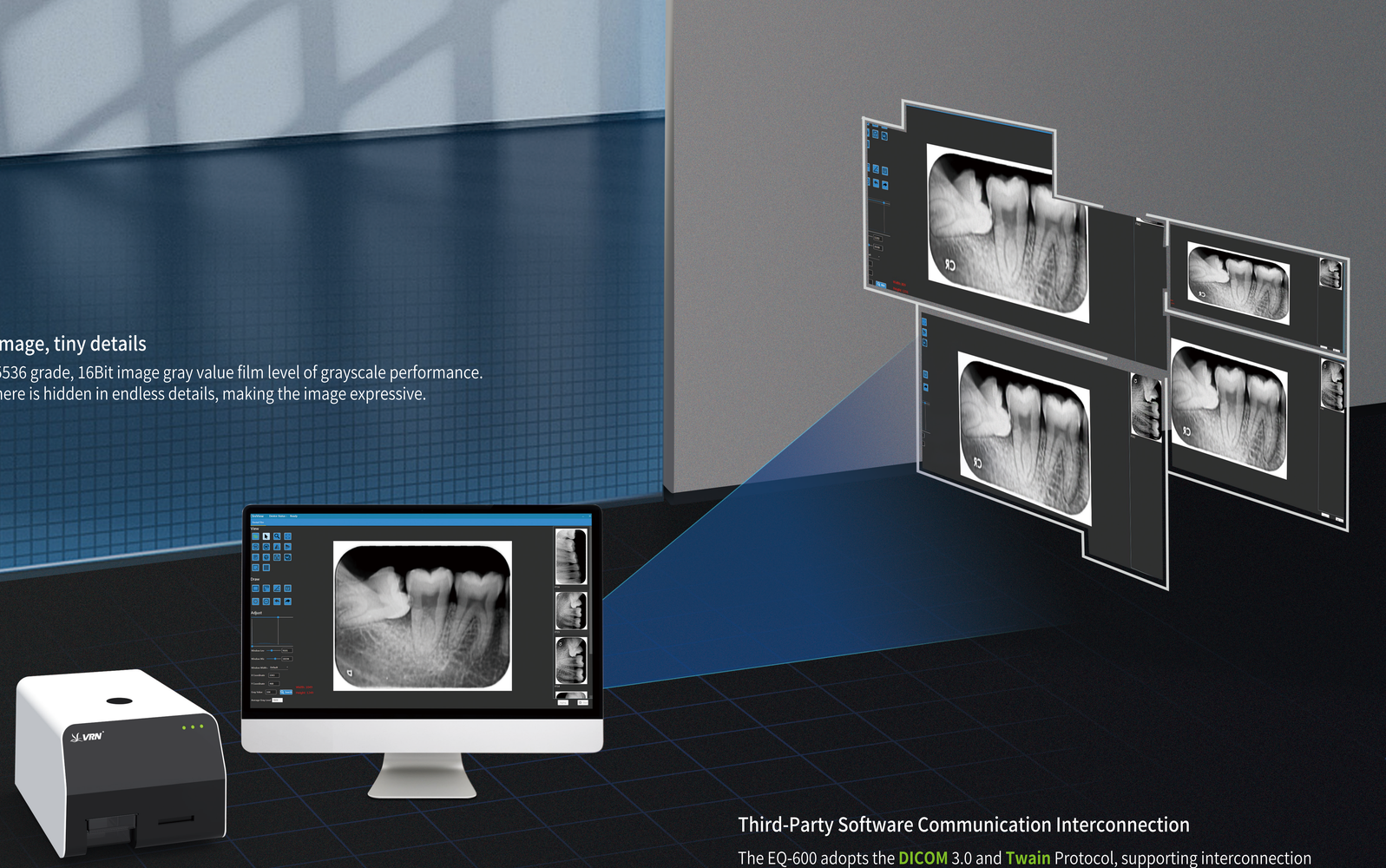

Third-Party Software Communication Interconnection

The EQ-600 adopts the **DICOM** 3.0 and **Twain** Protocol, supporting interconnection with systems such as Worklist. PACS, and Dental Manager.